

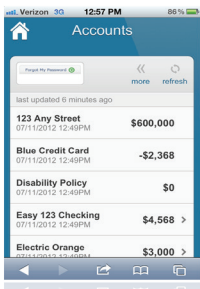
YOUR NEW

Personal Financial Website

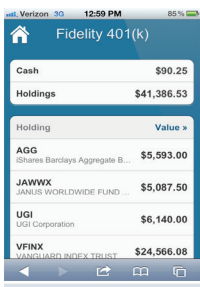
Mobile

WealthVisionSM
Powered by eMoney

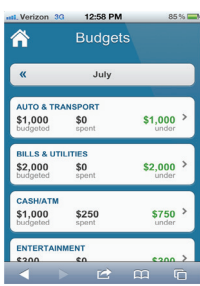
The Answers You Need, **Wherever You Are.**



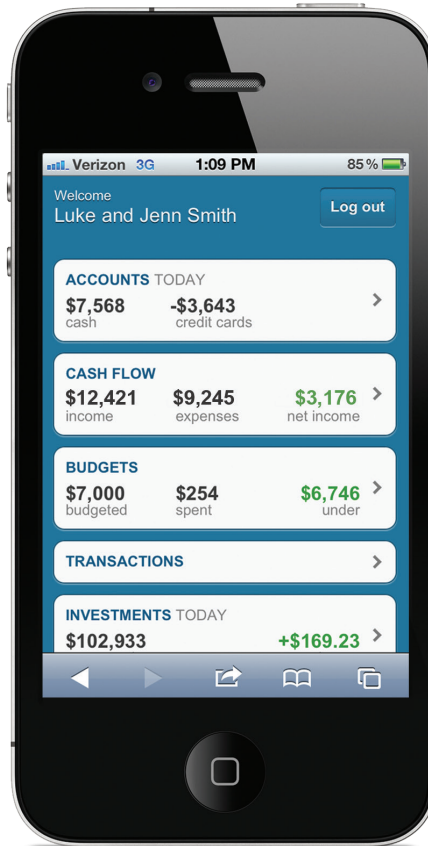
All Your **Accounts** on One Page.



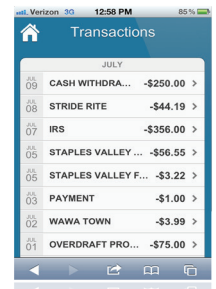
Get Updated on Your **Investments.**



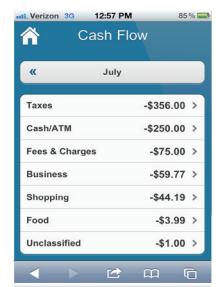
Track Your Progress Towards Your **Goals.**



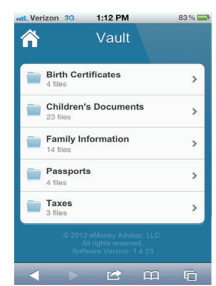
See What You're **Spending.**



Monitor Your **Cash Flow.**



Access Important **Documents.**



Your Personal Financial Mobile Website can be accessed on the iPhone, Android, the newest Blackberry and most other popular smart phones. Here's how to get started:

1. Logon to your Personal Financial Website.
2. Click on Settings located in the upper right hand corner of the page.
3. Write down the User Name provided, create your new mobile password and then click "Change."
4. Enter a new security question and answer and then click "Change."
5. Access the browser on your mobile device and visit <https://wealth.emaplan.com/lpl>.
6. Enter your new mobile User Name and password.

Have questions? Give us a call or send us an email, we are here to help.